



## Daybreak

Cari Jehlik

© 2026

Inspired by the moments as the sun rises, Daybreak is a lightweight, long sweater playing with the transition of one color to the next just as the light replaces the dark at daybreak. Using simple intarsia, transitions are worked across diagonals with only 2 live colors at any given time.

The optional hourglass shaping promises a leaner fit, should you desire it. The front is wider at the bust than the back, giving extra fabric where it's needed without creating extra fabric where it isn't. The sleeves are long and cozy, but they won't hang off your body. Seam all the way to the bottom of the hem or leave part of the sides open. The sample features optional waist shaping and is only seamed to the top of the ribbing.

This is an ideal second or third sweater and a great introduction to intarsia garments. The color transitions make the rows of stockinette more than just mindless knitting, and at the same time don't require intense focus. Pick up your needles and cast on to find the brightness of daybreak after the darkness of night.

## Sizes (Your Chest Measurement)

1 (2, **3**, 4, 5) [6, 7, 8] {9, **10**, 11}

Bust Inches: 28 (32, **36**, 40, **44**) [48, **52**, 56] {60, **64**, 68}

Bust Cm: 71 (81, **91.5**, 101.5, **112**) [122, **132**, 142] {152.5, **162.5**, 172.5}

## Finished Measurements (-1.5 to +2.5" ease)

**Chest Inches:** 30.5 (34.5, **38.5**, 42.5, **46.5**) [50.5, **54.5**, 58.5] {62.5, **66.5**, 70.5}

**Chest Cm:** 77.5 (87.5, **98**, 108, **118**) [128.5, **138.5**, 148.5] {159, **169**, 179}

### *Optional Waist Shaping*

**Waist Inches:** 24.5 (28.5, **32.5**, 36.5, **40.5**) [44.5, **48.5**, 52.5] {56.5, **60.5**, 64.5}

**Waist Cm:** 62 (72.5, **82.5**, 92.5, **103**) [113, **123**, 133.5] {143.5, **153.5**, 164}

**Hip Inches:** 32.5 (36.5, **40.5**, 44.5, **48.5**) [52.5, **56.5**, 60.5] {64.5, **68.5**, 72.5}

**Hip Cm:** 82.5 (92.5, **103**, 113, **123**) [133.5, **143.5**, 153.5] {164, **174**, 184}

**Body Length Inches:** 28.25 (28.5, **28.75**, 29, **29.5**) [29.75, **30**, 30.5] {30.75, **31**, 31.5}"

**Body Length Cm:** 72 (72.5, **73**, 73.5, **75**) [75.5, **76**, 77.5] {78, **78.5**, 80}

## Supplies and Materials

US 4 / 3.5 mm circular needles in 32" / 80 cm or 40" / 100 cm

US 5 / 3.75 mm circular needles in 32" / 80 cm or 40" / 100

US 5 / 3.75 mm circular needles in 16" / 40 cm for collar

Stitch marker

## Skill level

Intermediate

## Yarn

**Linen Quill from Purl Soho** (439 yds / 401 m per 3.5 oz / 100g) (50% Fine Highland Wool, 35% Alpaca, 15% Linen)

**Total Yardage:** 1099 (1244, **1378**, 1519, **1672**) [1821, **1970**, 2143] {2299, **2459**, 2635}

**Total Meterage:** 1005 (1138, **1260**, 1389, **1529**) [1665, **1801**, 1960] {2102, **2249**, 2410}

### **Color A—Kettle Black**

**Yards:** 602 (680, **753**, 830, **913**) [993, **1072**, 1164] {1247, **1332**, 1426}

**Meters:** 551 (622, **689**, 759, **835**) [908, **980**, 1064] {1140, **1218**, 1304}

### **Color B—Kiln Red**

**Yards:** 265 (303, **340**, 377, **415**) [452, **489**, 526] {564, **601**, 638}

**Meters:** 242 (277, **311**, 345, **379**) [413, **447**, 481] {516, **550**, 583}

### **Color C—Mustard Seed**

**Yards:** 141 (163, **179**, 200, **227**) [250, **274**, 308] {336, **363**, 400}

**Meters:** 129 (149, **164**, 183, **208**) [229, **251**, 282] {307, **332**, 366}

**Color D—Butterscotch Yellow**

**Yards:** 91 (99, **105**, 112, **118**) [126, **134**, 144] {152, **163**, 172}

**Meters:** 83 (91, **96**, 102, **108**) [115, **123**, 132] {139, **149**, 157}

**Gauge (use smaller needles)**

24 sts x 32 rows = 4" / 10 cm in Stockinette St

**Abbreviation Dictionary**

Bef - before

Beg- beginning

BO - bind off

CO - cast on

Dec - decrease

Est - established

Inc - increase

K - knit

K2tog - knit 2 together

M1L - make 1 left: insert working needle from front to back under bar between sts and knit

M1R - make 1 right: insert working needle from back to front under bar between sts and knit

NR - Next Row

P - purl

P2tog - purl 2 together

Patt - pattern

Pm(s) - place marker(s)

PU - pick up

Rem - remaining

Rm(s) - remove marker(s)

RS - right side

SK2P - Slip 1 knitwise, k2tog, pass slipped stitch over (double decrease)

SP2P - Slip 1 knitwise, p2tog, pass slipped stitch over (double decrease)

Ssp - slip 2 sts knitwise, place pack on project needle, then p2tog through the back loop

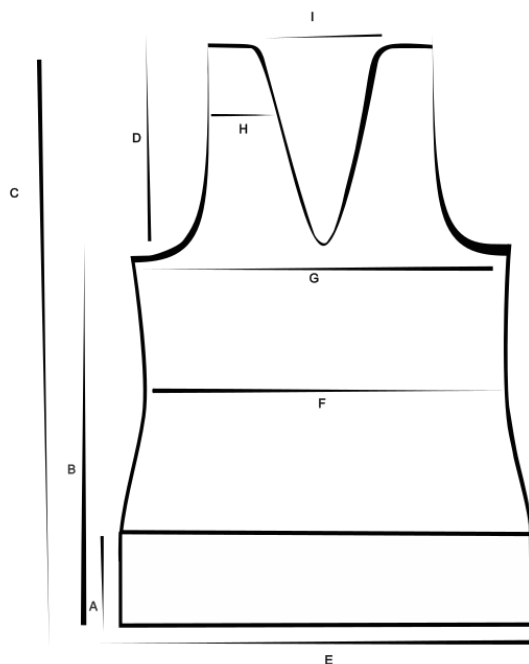
Ssk - slip 2 sts knitwise, place back on project needle, then k2tog

St(s) - stitch(es)

St St - stockinette stitch

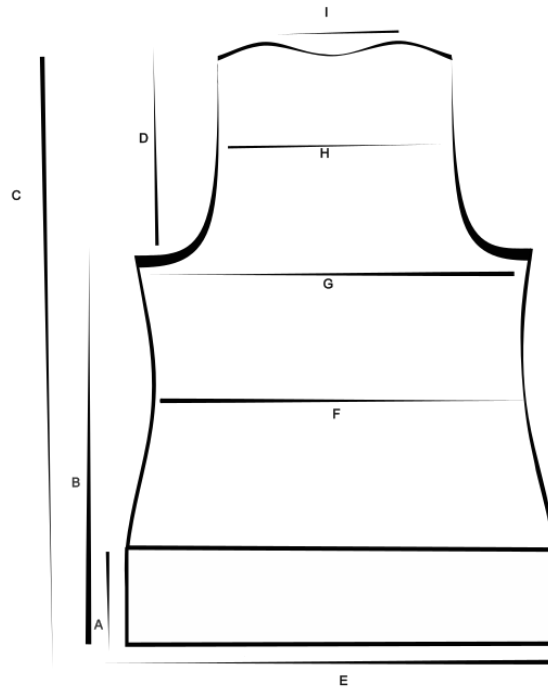
WS - wrong side

## SCHEMATIC-FRONT



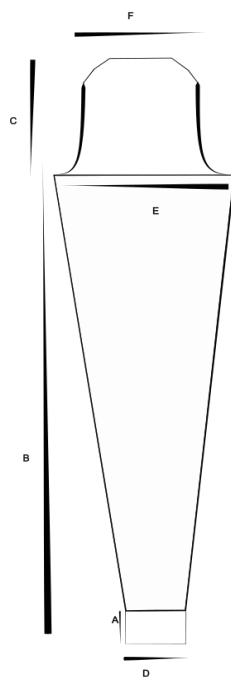
	1	2	3	4	5	6	7	8	9	10	11
A (in)	4	4	4	4	4	4	4	4	4	4	4
A (cm)	10	10	10	10	10	10	10	10	10	10	10
B (in)	21.75	21.75	21.75	21.75	21.75	21.75	21.75	21.75	21.75	21.75	21.75
B (cm)	55	55	55	55	55	55	55	55	55	55	55
C (in)	28.25	28.5	28.75	29	29.5	29.75	30	30.5	30.75	31	31.5
C (cm)	72	72.5	73	73.5	75	75.5	76	77.5	78	78.5	80
D (in)	6.5	6.75	7	7.25	7.75	8	8.25	8.75	9	9.25	9.75
D (cm)	16.5	17	18	18.5	19.5	20.5	21	22	23	23.5	25
E (in)	16.25	18.25	20.25	22.25	24.25	26.25	28.25	30.25	32.25	34.25	36.25
E (cm)	41.5	46.5	51.5	56.5	61.5	66.5	72	77	82	87	92
F (in) (opt)	12.25	14.25	16.25	18.25	20.25	22.25	24.25	26.25	28.25	30.25	32.25
F (cm) (opt)	31	36	41.5	46.5	51.5	56.5	61.5	66.5	72	77	82
G (in)	16.25	18.25	20.25	22.25	24.25	26.25	28.25	30.25	32.25	34.25	36.25
G (cm)	41.5	46.5	51.5	56.5	61.5	66.5	72	77	82	87	92
H (in)	3	3.25	3.5	3.75	4	4.25	4.5	4.75	5	5.25	5.5
H (cm)	7.5	8.5	9	9.5	10	11	11.5	12	12.5	13.5	14
I (in)	6.5	7	7.5	8	8.5	9	9.5	9.75	10.25	10.5	11.25
I (cm)	16.5	18	19	20.5	21.5	23	24	25	26	26.5	28.5

# BACK



	<b>1</b>	2	<b>3</b>	4	<b>5</b>	6	<b>7</b>	8	<b>9</b>	10	<b>11</b>
A (in)	<b>4</b>	4	<b>4</b>	4	<b>4</b>	4	<b>4</b>	4	<b>4</b>	4	<b>4</b>
A (cm)	<b>10</b>	10	<b>10</b>	10	<b>10</b>	10	<b>10</b>	10	<b>10</b>	10	<b>10</b>
B (in)	<b>21.75</b>	21.75	<b>21.75</b>	21.75	<b>21.75</b>	21.75	<b>21.75</b>	21.75	<b>21.75</b>	21.75	<b>21.75</b>
B (cm)	<b>55</b>	55	<b>55</b>	55	<b>55</b>	55	<b>55</b>	55	<b>55</b>	55	<b>55</b>
C (in)	<b>28.25</b>	28.5	<b>28.75</b>	29	<b>29.5</b>	29.75	<b>30</b>	30.5	<b>30.75</b>	31	<b>31.5</b>
C (cm)	<b>72</b>	72.5	<b>73</b>	73.5	<b>75</b>	75.5	<b>76</b>	77.5	<b>78</b>	78.5	<b>80</b>
D (in)	<b>6.5</b>	6.75	<b>7</b>	7.25	<b>7.75</b>	8	<b>8.25</b>	8.75	<b>9</b>	9.25	<b>9.75</b>
D (cm)	<b>16.5</b>	17	<b>18</b>	18.5	<b>19.5</b>	20.5	<b>21</b>	22	<b>23</b>	23.5	<b>25</b>
E (in)	<b>16.25</b>	18.25	<b>20.25</b>	22.25	<b>24.25</b>	26.25	<b>28.25</b>	30.25	<b>32.25</b>	34.25	<b>36.25</b>
E (cm)	<b>41.5</b>	46.5	<b>51.5</b>	56.5	<b>61.5</b>	66.5	<b>72</b>	77	<b>82</b>	87	<b>92</b>
F (in)(opt)	<b>12.25</b>	14.25	<b>16.25</b>	18.25	<b>20.25</b>	22.25	<b>24.25</b>	26.25	<b>28.25</b>	30.25	<b>32.25</b>
F (cm)(opt)	<b>31</b>	36	<b>41.5</b>	46.5	<b>51.5</b>	56.5	<b>61.5</b>	66.5	<b>72</b>	77	<b>82</b>
G (in)	<b>14.25</b>	16.25	<b>18.25</b>	20.25	<b>22.25</b>	24.25	<b>26.25</b>	28.25	<b>30.25</b>	32.25	<b>34.25</b>
G (cm)	<b>36</b>	41.5	<b>46.5</b>	51.5	<b>56.5</b>	61.5	<b>66.5</b>	72	<b>77</b>	82	<b>87</b>
H (in)	<b>11</b>	12	<b>13</b>	14	<b>15.25</b>	16	<b>16.75</b>	17.75	<b>18.75</b>	19.25	<b>20.25</b>
H(cm)	<b>28</b>	30.5	<b>33</b>	35.5	<b>38.5</b>	40.5	<b>42.5</b>	45	<b>47.5</b>	49	<b>51.5</b>
I (in)	<b>5.25</b>	5.75	<b>6</b>	6.25	<b>7</b>	7.25	<b>7.75</b>	8.25	<b>8.75</b>	9	<b>9.75</b>
I (cm)	<b>13.5</b>	14.5	<b>15</b>	16	<b>18</b>	18.5	<b>19.5</b>	21	<b>22</b>	23	<b>25</b>

# SLEEVE



	<b>1</b>	<b>2</b>	<b>3</b>	<b>4</b>	<b>5</b>	<b>6</b>	<b>7</b>	<b>8</b>	<b>9</b>	<b>10</b>	<b>11</b>
A (in)	<b>4</b>	4	<b>4</b>	4	<b>4</b>	4	<b>4</b>	4	<b>4</b>	4	<b>4</b>
A (cm)	<b>10</b>	10	<b>10</b>	10	<b>10</b>	10	<b>10</b>	10	<b>10</b>	10	<b>10</b>
B (in)	<b>22.5</b>	22.5	<b>22.5</b>	22.5	<b>22.5</b>	22.5	<b>22.5</b>	22.5	<b>22.5</b>	22.5	<b>22.5</b>
B (cm)	<b>57</b>	57	<b>57</b>	57	<b>57</b>	57	<b>57</b>	57	<b>57</b>	57	<b>57</b>
C (in)	<b>5.5</b>	5.75	<b>6</b>	6.25	<b>6.5</b>	6.5	<b>7</b>	7.25	<b>7.5</b>	7.5	<b>7.75</b>
C (cm)	<b>14</b>	14.5	<b>15</b>	16	<b>16.5</b>	16.5	<b>18</b>	18.5	<b>19</b>	19	<b>19.5</b>
D (in)	<b>7.75</b>	8	<b>8.25</b>	8.75	<b>9</b>	9.25	<b>9.75</b>	10	<b>10.25</b>	11	<b>11.25</b>
D (cm)	<b>19.5</b>	20.5	<b>21</b>	22	<b>23</b>	23.5	<b>25</b>	25.5	<b>26</b>	28	<b>28.5</b>
E (in)	<b>11.25</b>	12.25	<b>13.25</b>	14.25	<b>15.25</b>	16.75	<b>18</b>	19.75	<b>21</b>	22.75	<b>24</b>
E (cm)	<b>28.5</b>	31	<b>33.5</b>	36	<b>38.5</b>	42.5	<b>45.5</b>	50	<b>53.5</b>	58	<b>61</b>
F (in)	<b>2.75</b>	2.75	<b>3</b>	3	<b>3.25</b>	3.75	<b>4</b>	4.25	<b>4.75</b>	5.25	<b>5.75</b>
F (cm)	<b>7</b>	7	<b>7.5</b>	7.5	<b>8.5</b>	9.5	<b>10</b>	11	<b>12</b>	13.5	<b>14.5</b>



©2026 Cari Jehlik, Artist

Do not reproduce, share, or in other manner steal this pattern.

You are free to make and/or sell as many finished objects as you desire with proper pattern attribution.

Please do share your work online and with all your fiber

friends. Please do tag me in your posts.

## Pattern Support

I only provide pattern support over email: [carijehlikartist@gmail.com](mailto:carijehlikartist@gmail.com) Clicking this link will automatically fill in your subject line as Pattern Support: [Name of Pattern]. If you copy/paste the email address, please put Pattern Support: [Name of Pattern] in the subject line. As I have already invested a significant quantity of time and resources in bringing this pattern to life, purchase includes only one free pattern support email. Further support is available with purchase of a pattern support consult in my online shop. A text box with a 1,000 character limit is available on the page with the consult purchase. Please include the name of the pattern and your email in that text box to ensure a timely response.

## Let's Connect!

You can find me around the web (the images are links. If you have printed, go to [carijehlik.com](http://carijehlik.com) to find links).

[Newsletter](#)



Find other patterns you might like!

**ravelry**

[Website](#)